

**BOROUGH COUNCIL OF KING'S LYNN & WEST NORFOLK**

**CORPORATE PERFORMANCE PANEL**

**Minutes from the Meeting of the Corporate Performance Panel held on Monday, 19th February, 2018 at 5.00 pm in the Council Chamber, Town Hall, Saturday Market Place, King's Lynn PE30 5DQ**

**PRESENT:** Councillor G Wareham (Chairman)  
Councillors B Ayres, A Bubb, J Collop, N Daubney, Mrs S Fraser, G Hipperson, H Humphrey, P Kunes, A Morrison, T Parish, D Pope and D Tyler

**Portfolio Holders**

Councillor B Long, Leader  
Councillor P Hodson, Performance

**Officers**

Debbie Gates, Executive Director Head of Central & Community Services  
Becky Box, Policy, Performance and Personnel Manager  
Jemma Curtis, Regeneration Programmes Manager  
Ostap Paparega, Regeneration, Heritage and Economic Development Manager  
Jo Russell, Repairs and Adaptations Manager  
Neil Groves, Adviser, Education Achievement Service, Norfolk County Council

**Under Standing Order 34**

Councillors L Bambridge, A Bubb, S Fraser, P Kunes for CP86  
Councillor D Pope for all Agenda items

**Observing**

Councillors R Blunt, I Devereux, C Joyce

CP77 **APOLOGIES**

Apologies for absence were received from Councillors P Beal, A Beales, G Howman and J Moriarty.

CP78 **MINUTES**

The minutes of the meeting of the Corporate Performance Panel held on 18 December 2017 were agreed as a correct record and signed by the Chairman.

CP79 **DECLARATIONS OF INTEREST**

Councillor Daubney declared a non-pecuniary interest as he had helped to promote and received an award for the King's Lynn Innovation Centre.

Councillor Ayres declared a non-pecuniary interest as he was a member of the King's Lynn Conservancy Board.

CP80 **URGENT BUSINESS UNDER STANDING ORDER 7**

CP81 **MEMBERS PRESENT PURSUANT TO STANDING ORDER 34**

Councillor D Pope for the whole Agenda.

Councillors L Bambridge, A Bubb, S Fraser, P Kunes for Agenda Item 10: Pontoons, Riverfront.

CP82 **CHAIRMAN'S CORRESPONDENCE (IF ANY)**

There was no Chairman's correspondence.

CP83 **IMPROVING ATTAINMENT IN WEST NORFOLK**

The Panel received an update from Neil Groves, Education Achievement Services, Norfolk County Council and Becky Box, Policy, Performance and Personnel Manager (copies of the presentations are attached to the minutes).

N Groves, responded to questions relating to:

- Improving standards across schools in the County.
- Restructure of Education Achievement Services.
- Academies.
- Key Stage 2 and 4 – areas for improvement.
- Recruitment and retention of teachers.

The Chairman, Councillor Wareham thanked N Groves and B Box for attending and providing the Panel with an annual update.

**RESOLVED:** That the Corporate Performance Panel receive an annual update in 2018.

CP84 **UPDATE AND AMENDMENTS TO THE PRIVATE SECTOR HOUSING POLICY**

In presenting the report, the Repairs and Adaptations Manager reminded the Panel that the Council administered Disabled Facility Grants (DFGs) on behalf of the Government. It was noted that the

funding for the DFG was paid via the Better Care Fund initially to Norfolk County Council and then pass-ported to the Council.

Members were advised that the Better Care Fund/Disabled Facility Grant (DFG) allocation award had been increased in West Norfolk from £759,000 in 2015/16 to £1,352,170 in 2017/18 and there was an expectation that this allocation would either be maintained or be increased marginally year on year until 2020 to meet with the demand on the service.

The Repairs and Adaptations Manager explained that the purpose of the report was to recommend changes proposed for the Private Sector Housing Investment Policy. The Policy had not been updated since 2012 and there was a need to reflect the requirements within the Better Care Fund (BCF) and the DFG Locality Plan within the policy.

The proposed changes to the Private Sector Housing Policy were outlined.

The Chairman, Councillor Wareham thanked the Repairs and Adaptation Manager for attending and presenting the report and invited questions from the Panel.

There were no questions from the Panel.

**RESOLVED:** The Panel noted and approved the policy.

CP85 **EXCLUSION OF PRESS AND PUBLIC**

**RESOLVED:** That under Section 100(4)(40) of the Local Government Act 1972, the press and public be excluded from the meeting for the following item of business on the grounds that it involves the likely disclosure of exempt information as defined in paragraphs 1, 2 and 3 of Part 1 of Schedule 12A to the Act.

CP86 **EXEMPT ITEM: PONTOONS**

The Panel received an update on the Pontoons.

The Regeneration Programmes Manager responded to questions and comments from the Panel relating to:

- Marketing.
- Current facilities.
- Operational costs.
- Agreement with the Conservancy Board.
- Booking procedure.
- % take up – inland water and coastal.

The Chairman thanked the Regenerations Programmes Manager for attending and providing Members with an update.

**RESOLVED:** That the update report be noted.

CP87 **EXEMPT ITEM: KING'S LYNN INNOVATION CENTRE (KLIC)**

The Panel received a verbal update on King's Lynn Innovation Centre (KLIC).

The Regeneration, Heritage and Economic Development Manager responded to questions relating to:

- Current facilities available at KLIC.
- Future provision of facilitator when required.
- Conference facilities.

Comments were made that it would have been helpful if Members received information prior to the meeting to allow them to formulate questions.

It was proposed, seconded and agreed by the Panel that all future agenda item were to be accompanied by a written report.

**RESOLVED:** That in future all agenda items would be written reports provided in advance to the Panel to enable Members to understand and formulate questions prior to the meeting in order to allow full participation.

**RETURNED TO OPEN SESSION**

CP88 **PANEL WORK PROGRAMMES 2017/2018 AND 2018/2019**

The Chairman, Councillor Wareham reminded Members that if they wished to add an item to the Work Programme that they contact Democratic Services so they may be discussed at the sifting meeting.

CP89 **DATE OF NEXT MEETING**

The next meeting of the Corporate Performance Panel will be held on Thursday 5 April 2018 at 6 pm in the Council Chamber, Town Hall.

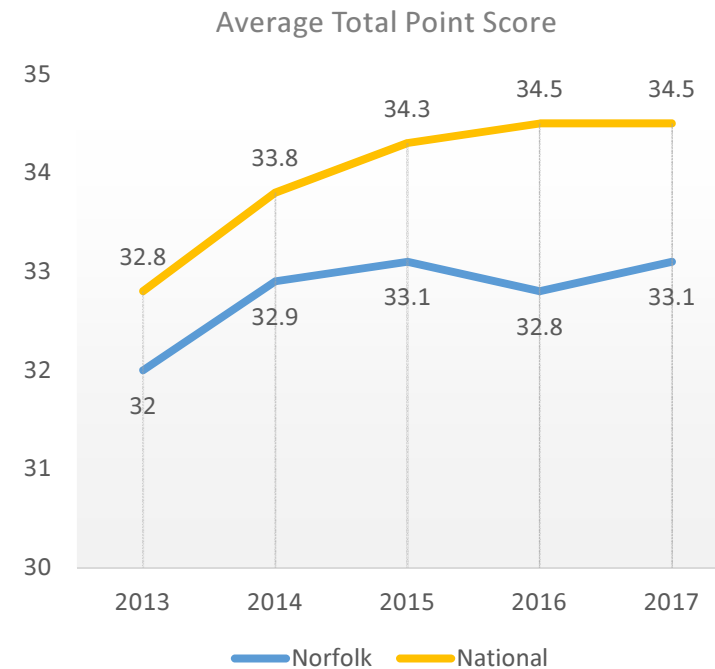
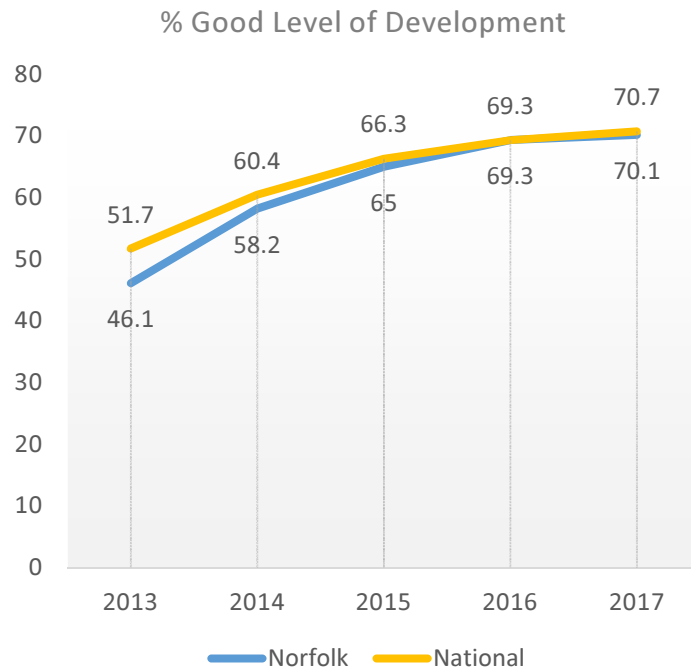
**The meeting closed at 6.42 pm**

# Education Achievement Service

King's Lynn & West Norfolk  
February 2018

# Early Years Foundation Stage

1055

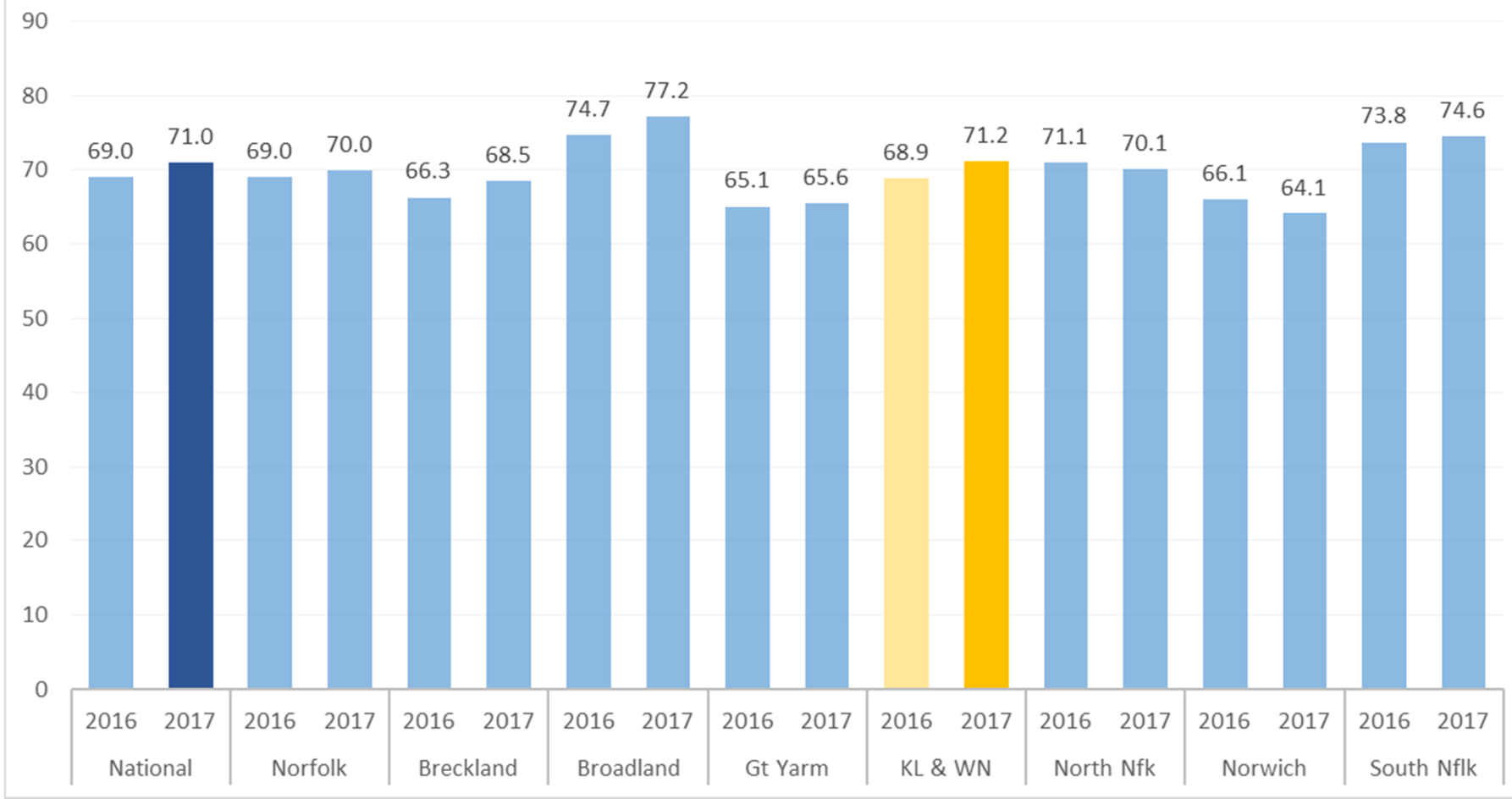


- Increase the number of pupils, especially disadvantaged who exceed the Early Learning Goals.

# EYFS Outcomes

% of Pupils Exceeding the Early Learning Goals	2017 Norfolk		2017 National (All)
	All	FSM	
Listening and attention	12.3	4.9	22.8
Understanding	11.7	5.7	22.8
Speaking	9.8	4.0	19.3
Moving and handling	8.0	3.5	18.0
Health and self-care	5.9	2.2	19.6
Self-confidence and self-awareness	8.7	4.5	18.3
Managing feelings and behaviour	6.9	3.1	16.1
Making relationships	6.2	2.5	16.1
Reading	11.5	4.8	18.7
Writing	4.5	1.8	11.1
Numbers	7.9	3.8	15.6
Shape, space and measures	5.7	2.3	14.5
People and communities	5.2	1.9	13.7
The world	6.9	2.5	15.2
Technology	4.2	1.9	15.8
Exploring media and materials	7.0	3.3	15.8
Being imaginative	6.5	3.4	14.6

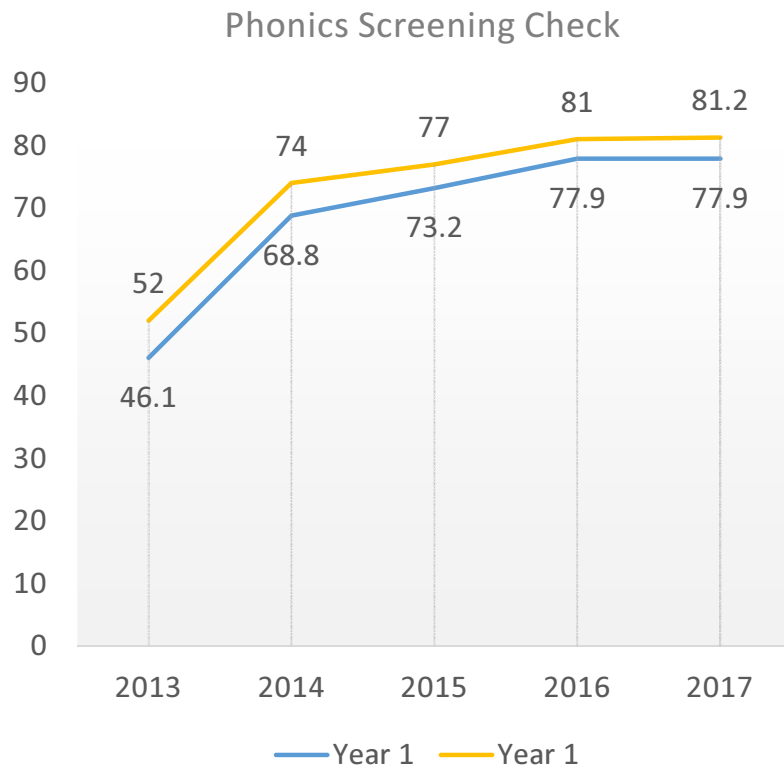
### EY GLD (Good Level of Development) - Total



1057



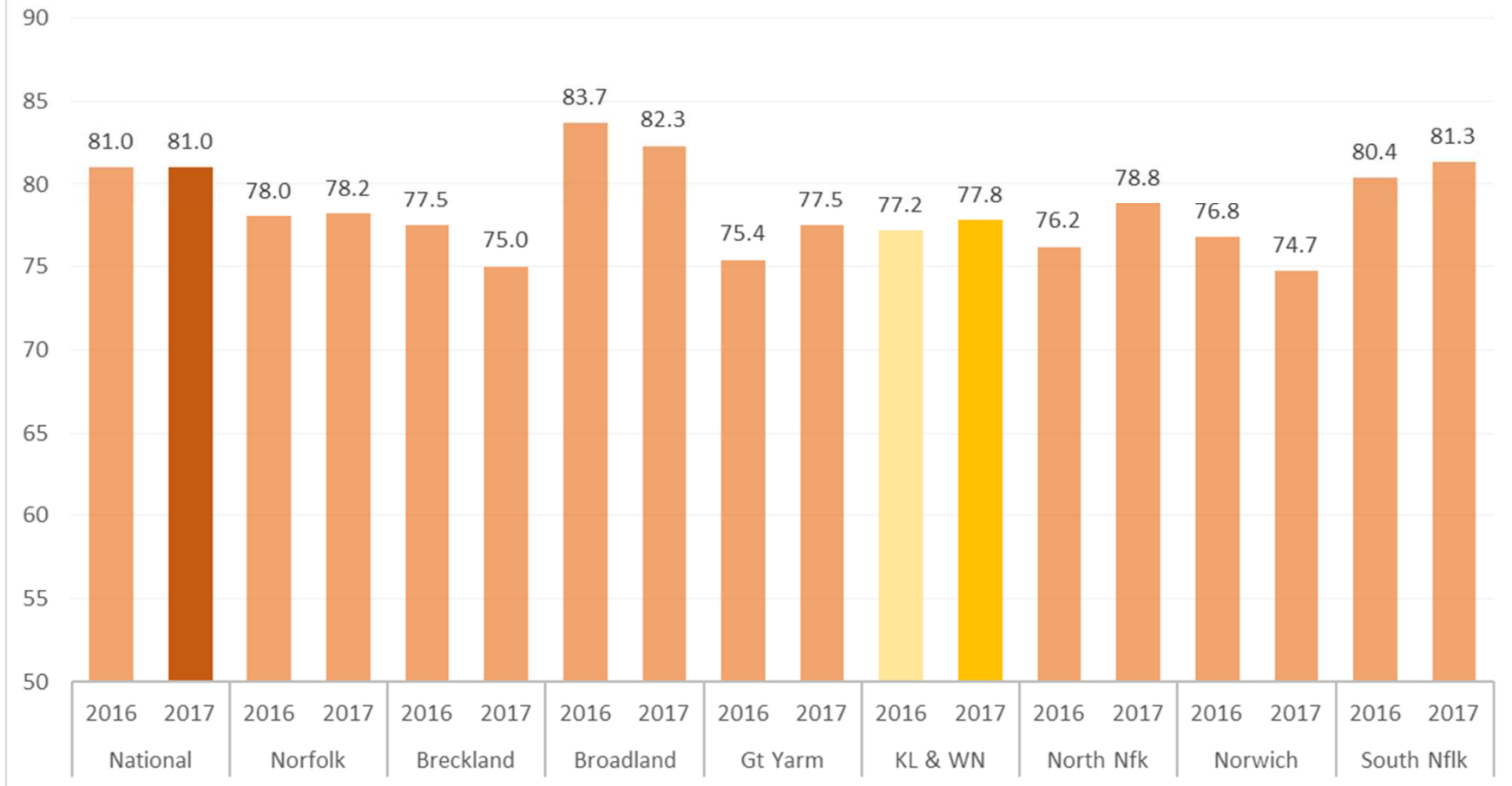
# Phonics



1058

- Raise standards in Phonics in those schools where the percentage of pupils achieving expected standards remains below national averages

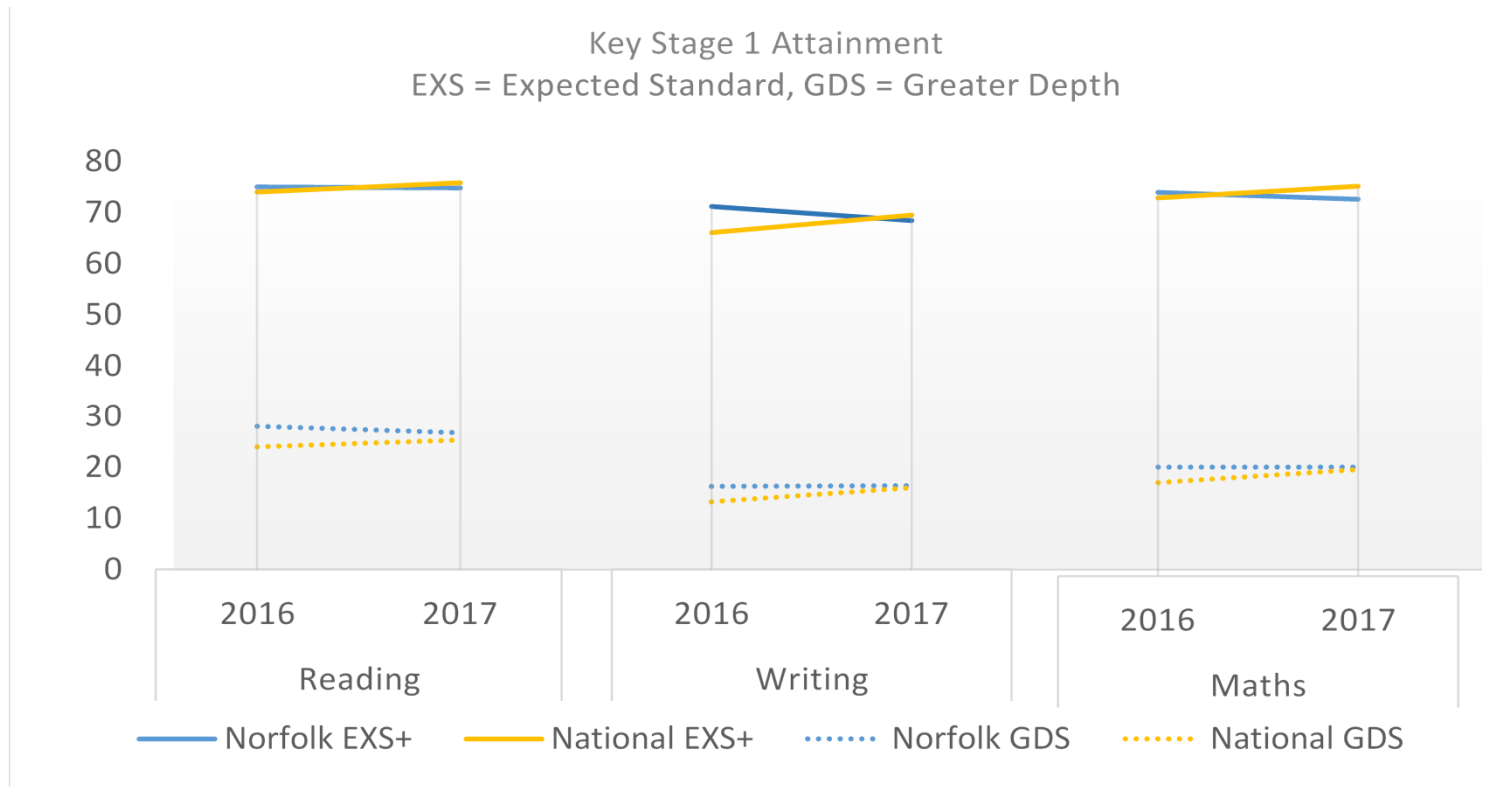
### Phonics - Year 1 - % Expected



1059

# Key Stage 1 Attainment

Key Stage 1 Attainment  
EXS = Expected Standard, GDS = Greater Depth

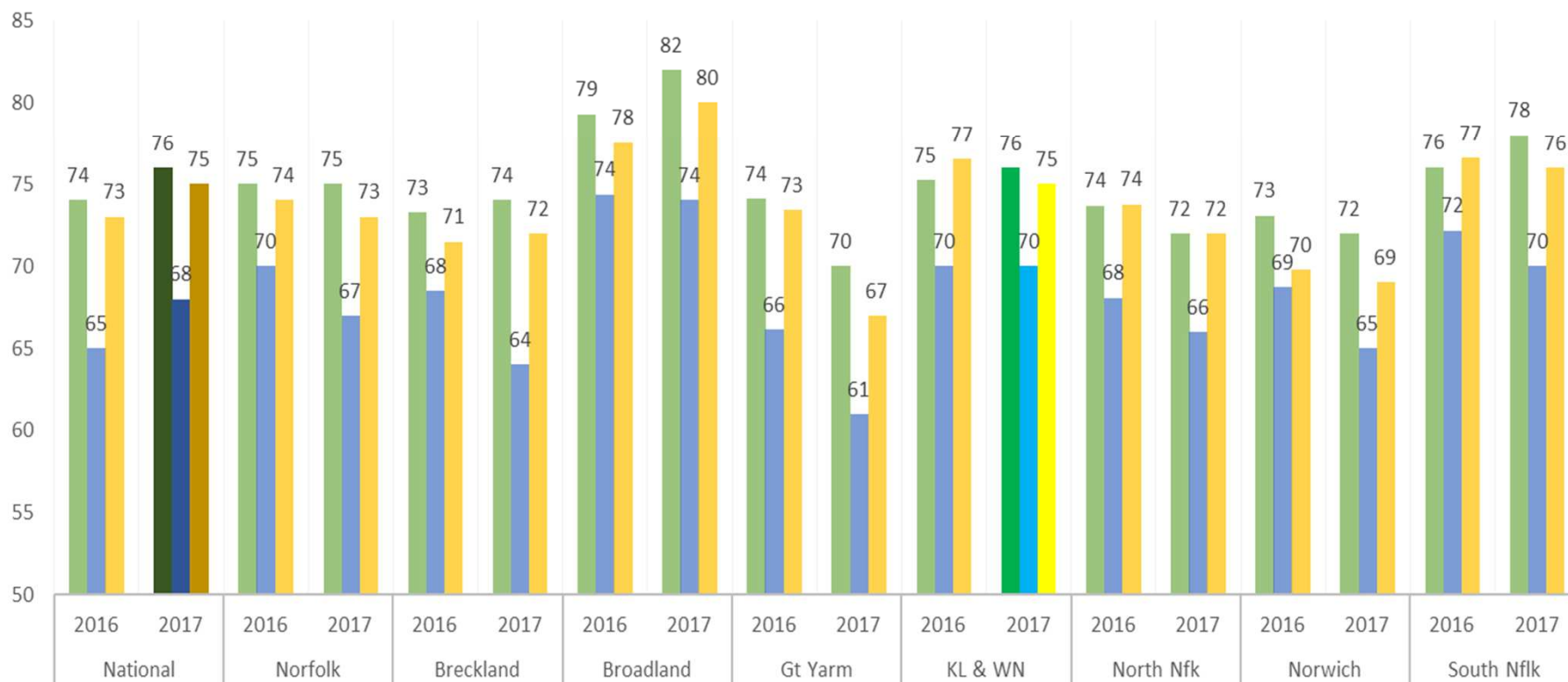


1060

	Reading		Writing		Maths	
	2016	2017	2016	2017	2016	2017
Norfolk EXS+	75	75	70	67	74	73
National EXS+	74	76	65	68	73	75
Norfolk GDS	28	27	16	16	21	21
National GDS	24	25	13	16	18	21

### KS1 Reading, Writing, Maths - Exp Std

■ KS1 Reading % Expected Standard - Total    
 ■ KS1 Writing % Expected Standard - Total    
 ■ KS1 Maths % Expected Standard - Total

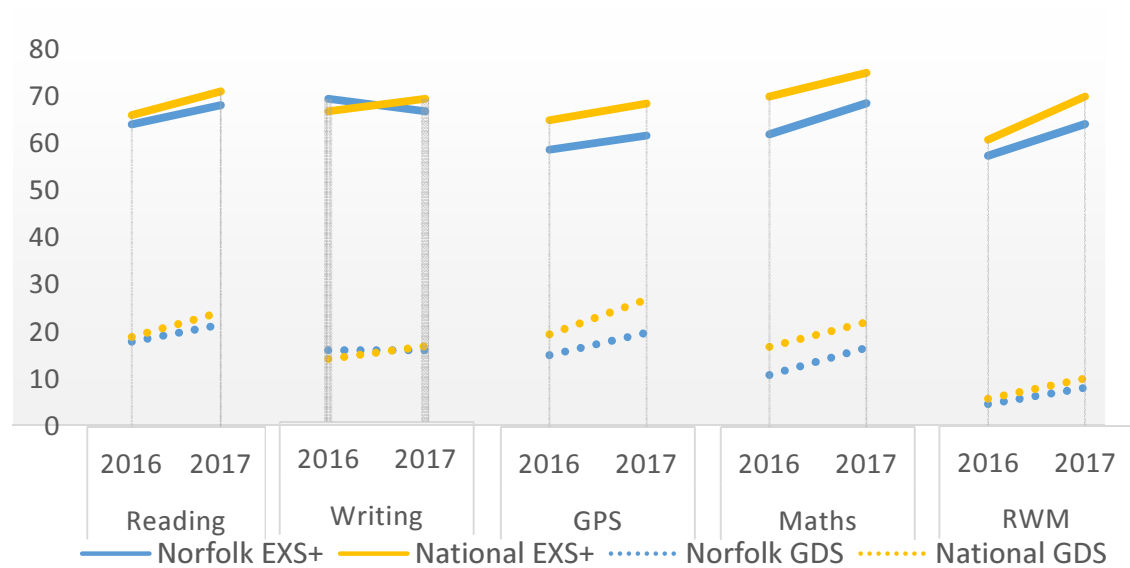


1061

# KS2 Attainment

- Raise standards in English for disadvantaged boys across all year groups.
- Continue to raise standards in Mathematics by focussing more on:
  - pupils abilities to multiply and divide across all year groups
  - developing understanding of calculations with fractions in upper key stage 2
  - the number of girls achieving a high standard.

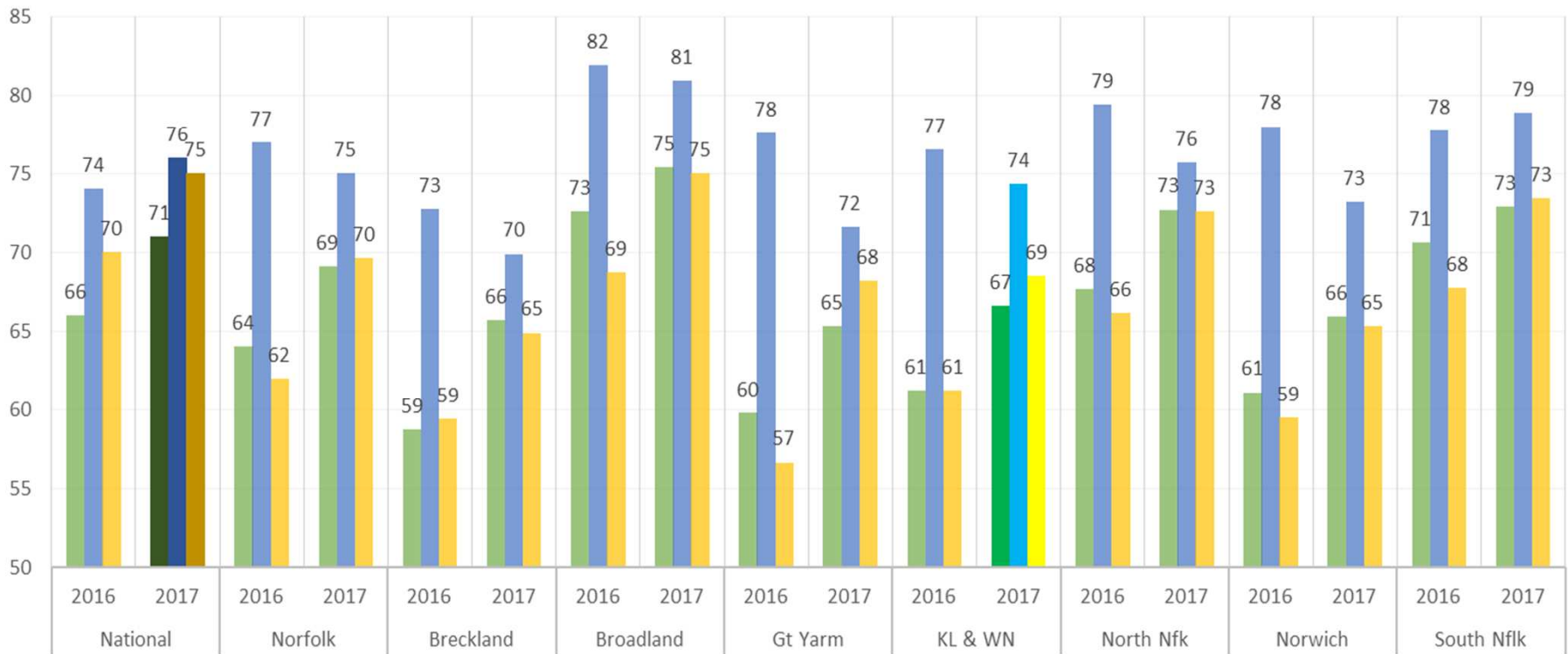
Key Stage 2 Attainment



	Reading		Writing		GPS		Maths		RWM	
	2016	2017	2016	2017	2016	2017	2016	2017	2016	2017
Norfolk Expected+	64	68	77	74	66	70	62	69	50	56
Norfolk High Score / GDS	18	22	17	17	17	23	11	17	4	7
National Expected+	66	71	74	76	73	77	70	75	53	61
National High Score / GDS	19	25	15	18	22	31	17	23	5	9

# KS2 Reading, Writing, Maths - Exp Std

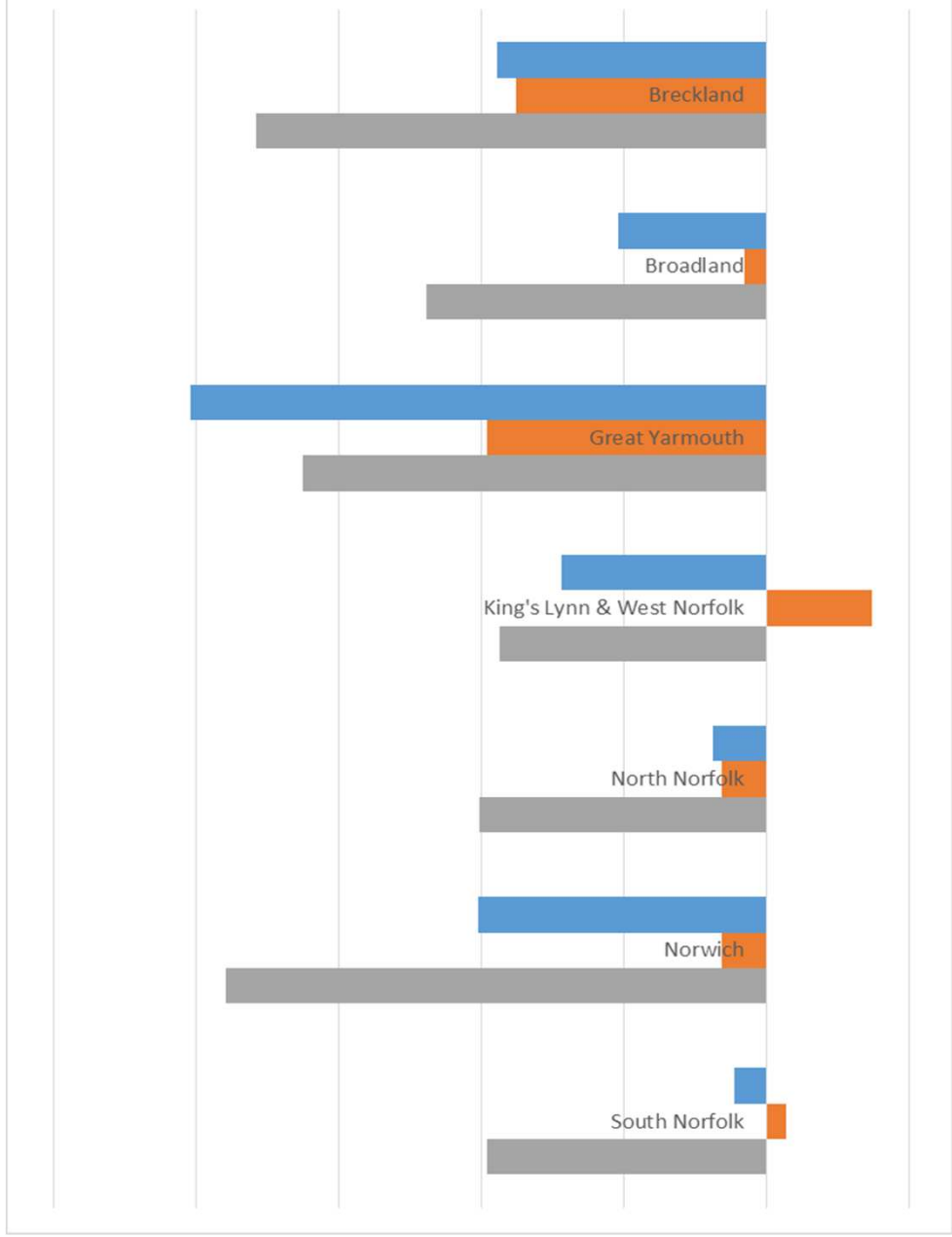
■ KS2 Reading % Expected Standard - Total
 ■ KS2 Writing % Expected Standard - Total
 ■ KS2 Maths % Expected Standard - Total



### KS2 Progress

■ Reading ■ Writing ■ Maths

-2.5   -2   -1.5   -1   -0.5   0   0.5



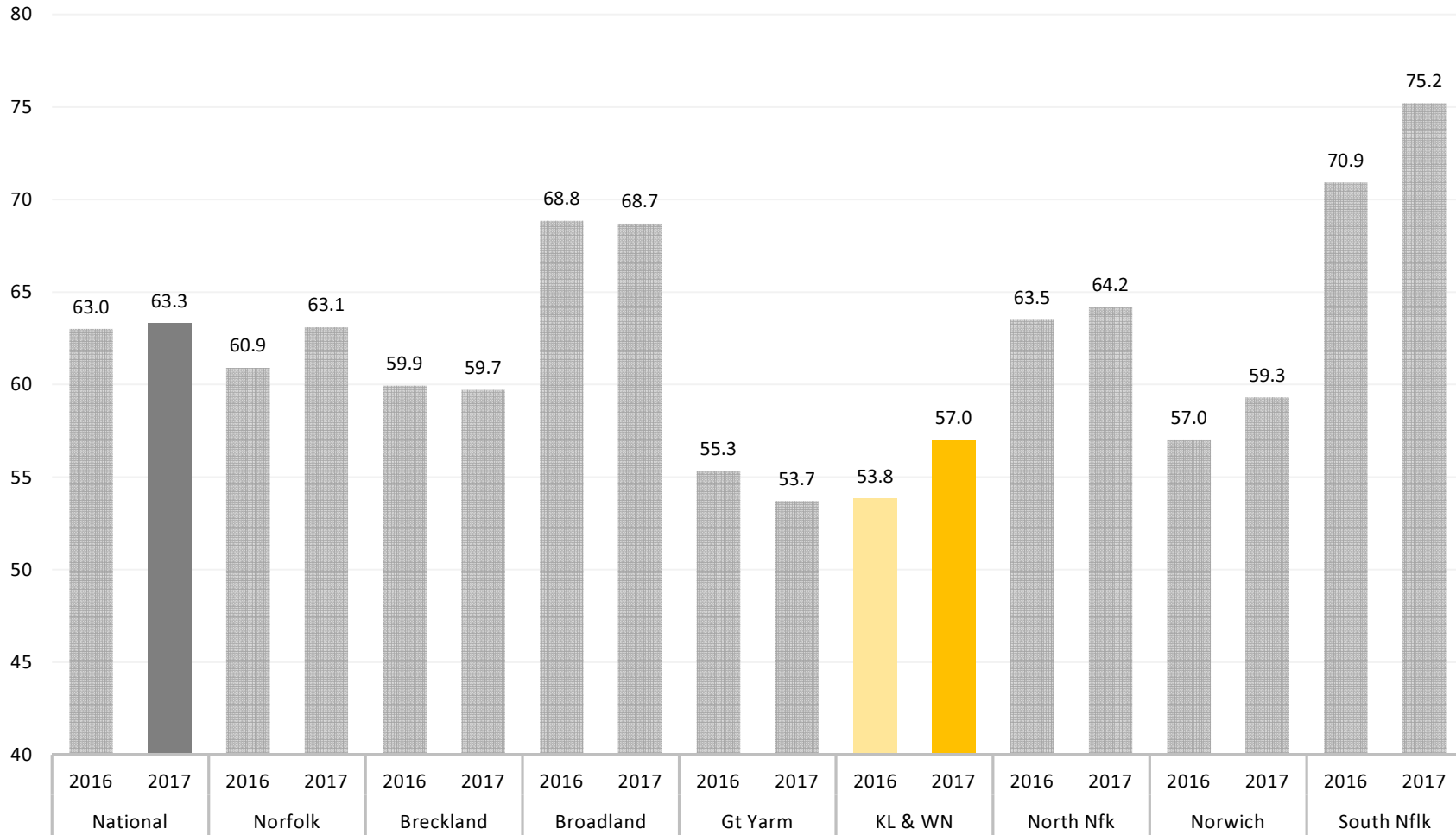






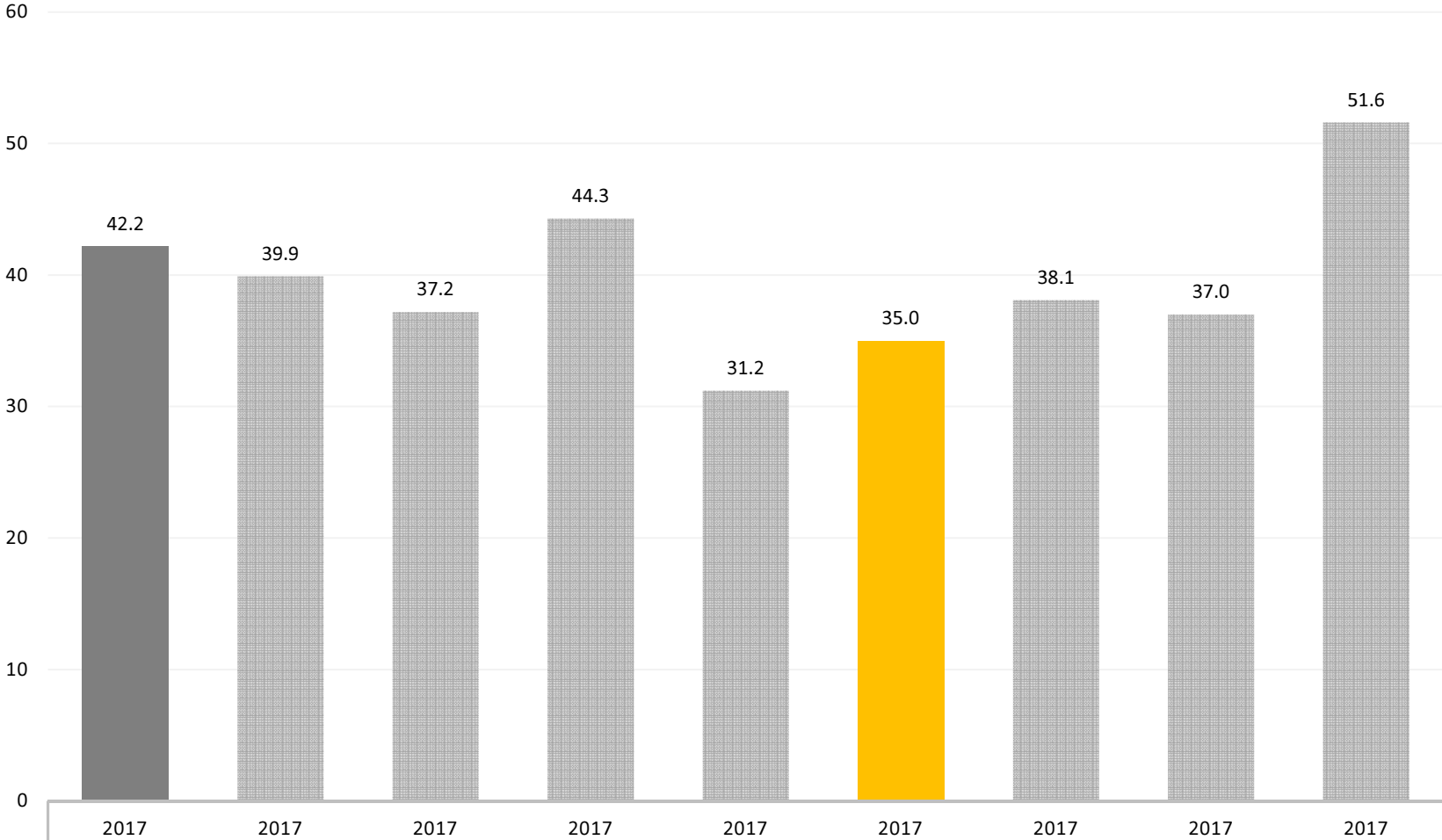


### % A\*-C Eng & Maths GCSE 9-4



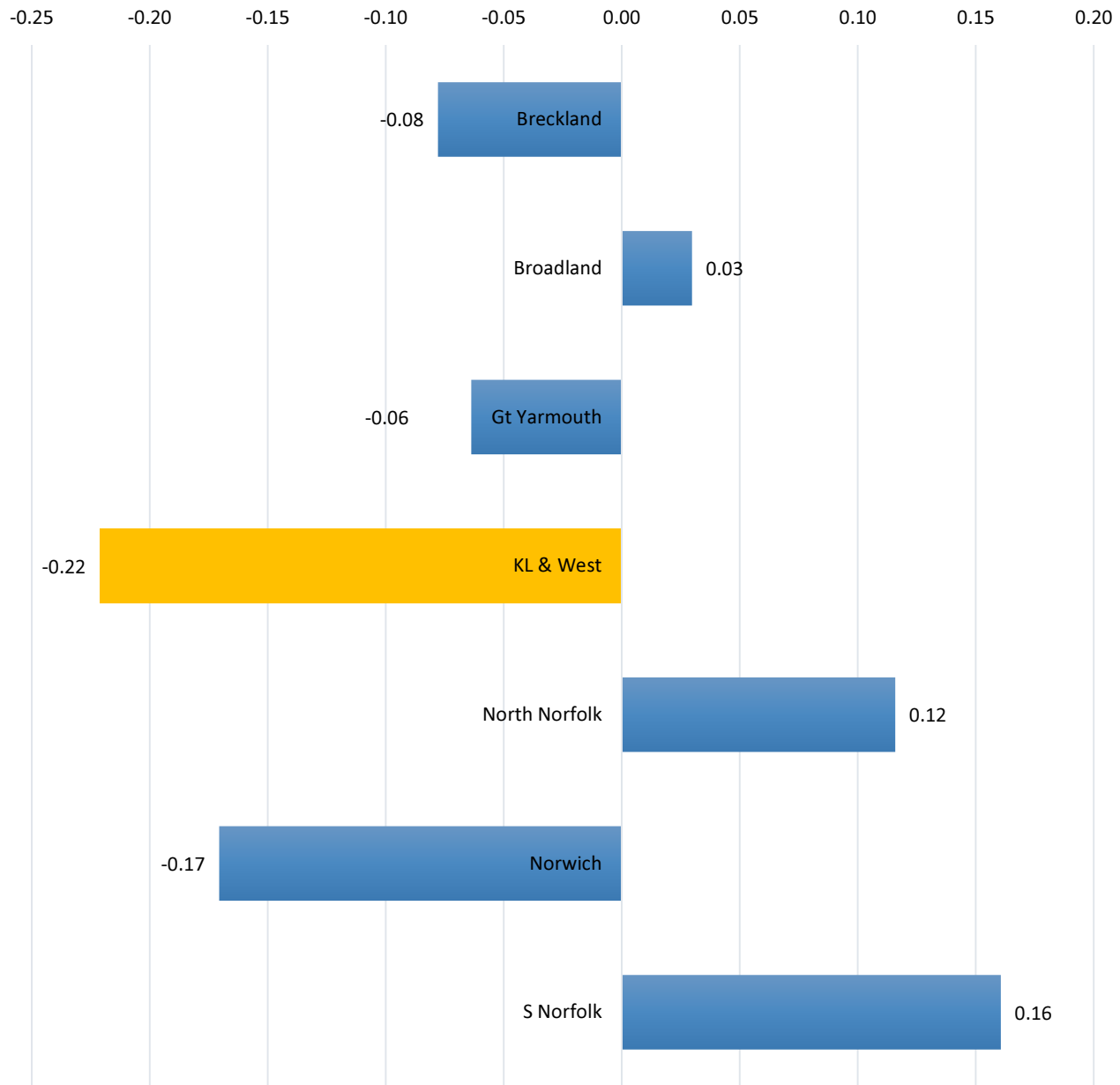
1068

% A\*-C Eng & Maths GCSE 9-5



1069

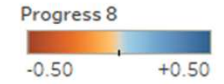
# Progress 8



1070

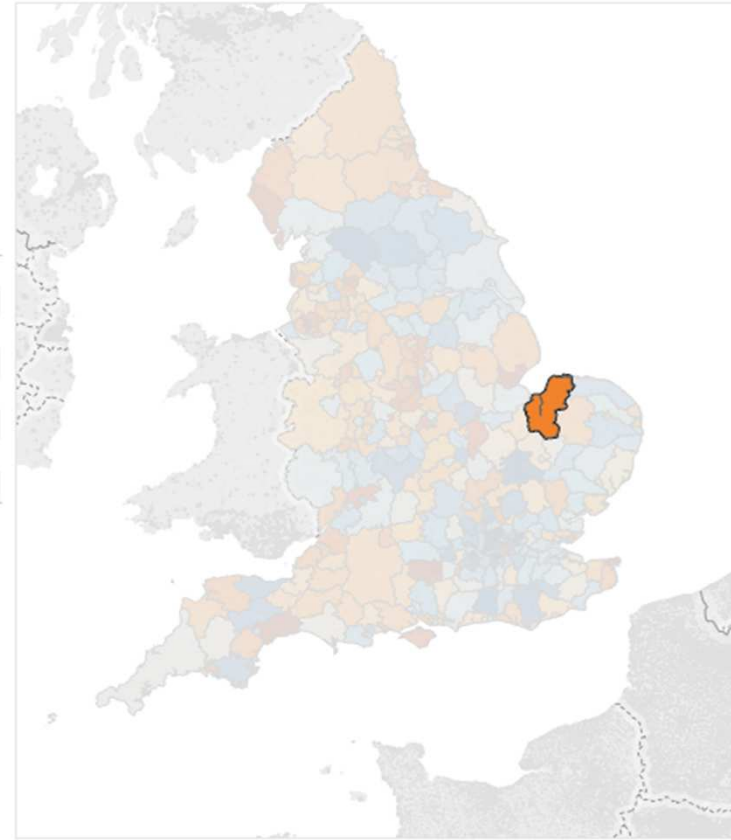
Values																	
Schools	Count of Pupil	Cohort DisAdv%	A8 score	Pupil P8 score	Pupils in P8	P8 English	P8 maths	P8		E&M 9-4	E&M 9-5	EBacc 9-4	EBacc 9-5	ENG 9-4	ENG 9-5	MAT 9-4	MAT 9-5
								Ebacc slots	open slots								
Downham Market Academy	242	26%	41.9	-0.45	238	-0.41	-0.30	-0.73	-0.28	57%	40%	12%	12%	69%	56%	65%	48%
Iceni Academy	132	18%	43.7	-0.06	128	-0.08	0.27	-0.52	0.21	66%	41%	3%	3%	75%	57%	70%	54%
King Edward Vii Academy	210	20%	37.2	-0.53	197	-0.47	-0.34	-0.63	-0.61	44%	23%	11%	10%	59%	39%	51%	32%
King's Lynn Academy	94	27%	38.3	-0.53	85	-0.78	-0.19	-0.60	-0.52	43%	23%	1%	1%	55%	37%	54%	33%
Marshland High School	154	25%	45.9	0.24	152	0.00	0.17	0.10	0.58	60%	45%	23%	21%	70%	60%	69%	52%
Smithdon High School	98	24%	43.9	-0.40	98	-0.45	-0.19	-0.55	-0.36	63%	42%	3%	3%	78%	58%	71%	47%
Springwood High School	264	23%	46.5	-0.04	256	-0.29	0.09	0.16	-0.14	66%	36%	23%	17%	77%	56%	72%	45%
St. Clement's High School (Academy)	111	27%	41.8	-0.03	109	-0.10	-0.32	-0.16	0.34	53%	27%	4%	4%	72%	50%	59%	32%
<b>Grand Total</b>	<b>1305</b>	<b>24%</b>	<b>42.6</b>	<b>-0.22</b>	<b>1263</b>	<b>-0.31</b>	<b>-0.10</b>	<b>-0.34</b>	<b>-0.12</b>	<b>57.0%</b>	<b>35.0%</b>	<b>12.4%</b>	<b>10.9%</b>	<b>69.7%</b>	<b>52.1%</b>	<b>64.5%</b>	<b>43.3%</b>

# KS4 Attainment & Progress



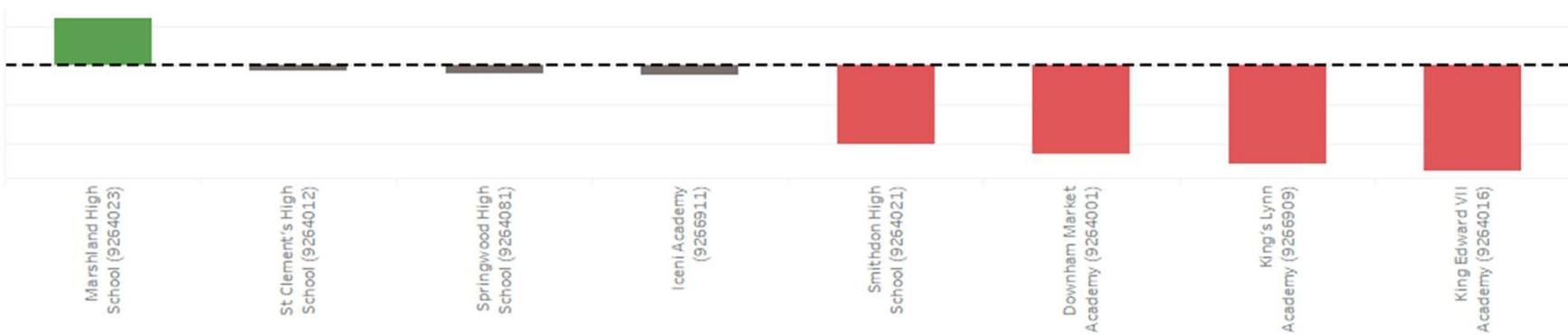
Click on the map to select the schools in a LA district


	KS4 pupils	Progress 8	Attainment 8	% English & Maths (Grade 4+)	% English & Maths (Grade 5+)	% Ebacc Entries	% Ebacc (Grade 4+)	% Ebacc (Grade 5+)
St Clement's High School (9264012)	111	-0.03	41.8	53%	27%	5%	4%	4%
Iceni Academy (9266911)	131	-0.05	43.9	66%	41%	9%	3%	3%
Smithdon High School (9264021)	98	-0.40	43.9	63%	42%	15%	3%	3%
King's Lynn Academy (9266909)	93	-0.50	38.3	42%	24%	20%	1%	1%
Downham Market Academy (9264001)	242	-0.45	41.9	57%	40%	22%	12%	12%
Springwood High School (9264081)	264	-0.04	46.5	66%	36%	30%	23%	17%
King Edward VII Academy (9264016)	209	-0.53	37.2	44%	23%	32%	11%	10%
Marshland High School (9264023)	154	+0.24	45.9	60%	45%	32%	23%	21%



1072

Progress 8 (with significance)














# Impact Example

2015/16 - Gayton – Raising attainment in reading - £2,500

2016/17 - Gayton - Nurture ready steady grow - £2,395


Gayton - raising attainment in maths - £2,500

1074

School Name	KS2 Reading 4b+/Exp Std	KS2 Reading Progress	KS2 Writing 4b+/Exp Std	KS2 Writing Progress	KS2 Maths 4b+/Exp Std	KS2 Maths Progress	KS2 RWM 4b+/Exp Std
Gayton CE VC Primary School							

# Impact Example

2016/17 - Docking primary - Changing attitudes to phonics - £2,500

School Name	Yr1 Phonics
Docking CE Primary School & Nursery	

# Improving Attainment in West Norfolk

## Review of 2017

Becky Box, Policy, Performance and Personnel Manager

# 2017 Priorities

- Engagement with more schools – especially primaries
- Mental Health initiatives
- Attainment in Maths and English
- Transition
- WNUC18



# School Engagement

- Improving Attainment Steering Group
- Secondary Heads Network
- Primary Heads Network
- Small project grants
- Pixl funding

# The Tatler guide to the best state primary schools 2018

*World-beating education that doesn't cost the earth*

These state schools are the cream of the country's crop. We are in awe of their achievements, of their dynamic, forward-thinking leaders and of their accomplished, community-spirited pupils. Gold stars all round.

**St Martin at Shouldham C of E  
voluntary aided Primary Academy**

*Norfolk*



# What Tatler Says About St Martin's

'What they do at this school is really mind-blowing,' a mother tells us. Head Katherine Howe is a 'phenomenal strategic leader'; Ofsted agrees, giving St Martin at Shouldham an Outstanding rating and citing Mrs Howe's 'exceptional understanding of her pupils' and the 'positive atmosphere'. The buildings are immaculate and our mole says the staff room is 'one of the nicest I've ever seen'. The eco-credentials are impeccable too: pupil eco-councillors monitor energy and water usage. There's a wide range of after-school clubs – 'It's not just sport, sport, sport,' we're told, but we note that the school has won the Ryston Runners Cross Country Shield no fewer than 12 times.



# Mental Health Initiatives

In an average class of 30 15 year old pupils:

- 3 could have a mental illness
- 10 are likely to have witnessed their parents separate
- 1 could have experienced the death of a parent
- 7 are likely to have been bullied
- 6 may be self harming

*Public Health England, 2015*





# Mental Health Initiatives

January 2016, Department of Education:

“Every school should have a teacher trained in Mental Health First Aid to ensure that teachers and support staff are aware of the issues and have the knowledge, skills and support to address mental health issues in their pupils.”



# Mental Health Initiatives

- Worked with West Norfolk Mind
- Mental Health First Aid Light course
- Mental Health in Young People course
- 5 courses delivered
- 91 delegates attended – from early years, primary and secondary schools



# Mental Health Initiatives

## Quotes from course delegates:

- *“I really enjoyed this course. So important to understand that mental health affects every area of a child’s life; whether they flourish or whether they continue to struggle.”*
- *“[when I get back to work I will] make sure more staff are aware of what to look out for and how to deal with all situations”*
- *“[when I get back to work I will] be more confident about expressing how our school approaches mental health”*



# Mental Health Initiatives

Focus groups held with school staff will be looking at three strands:

- schools using Thrive, Paths and other interventions
- school staff would like to meet with the CAMHS and the mental health teams - to understand how it works on both sides and how could they work better together
- Building resilience in the children

Further developing the training programme



# Attainment in Maths and English

- GCSE mock exams – March 2017
- Data analysis helped schools to plan interventions
- Pixl funding
- GCSE mock exams – early 2018
- Maths and English Heads working together
- Booster conferences – March 2018 – a first!
- Specific small projects



# Attainment in Maths and English

## Docking Primary – “Changing Attitudes to Phonics”

2016 – disappointing year 1 phonics screening

2017 – year 1 phonics screening = 100%

### **The Rt Hon Nick Gibb MP, Minister of State for School Standards:**

“I would like to congratulate you, your staff and your pupils on your school’s outstanding achievement in the 2017 phonics screening check.”



# Attainment in Maths and English

Gayton Primary – Reading and First Class Number

- Training for TA's and new resources
- In 10 weeks smallest increase in age-related progress was 6 months and the largest increase was 3 years 5 months!

# Transition

- Discussions with both Primary and Secondary Heads
- Brought representatives together for two meetings so far
- Some ideas to be implemented in 2018
- Further improvements to be implemented in 2019



# WNUC18

- CWA University Centre
- 7 schools participated
- 120 students attended
- Mixed teams
- Aimed at high achievers
- Inspirational speakers



# WNUC18 – Maths Challenge



1091



# WNUC18 – The Winners



1092

# Priorities for 2018/19

- Secure funding to continue work
- Continued focus on Maths, English and transition
- Increased focus on disadvantaged pupils
- Improve opportunities for job/career advice
- Build on success of WNUC18



# Any Questions?

